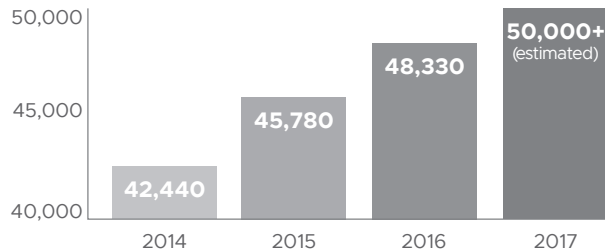


An alarming trend.

Oral cancer statistics are changing, and not for the better.

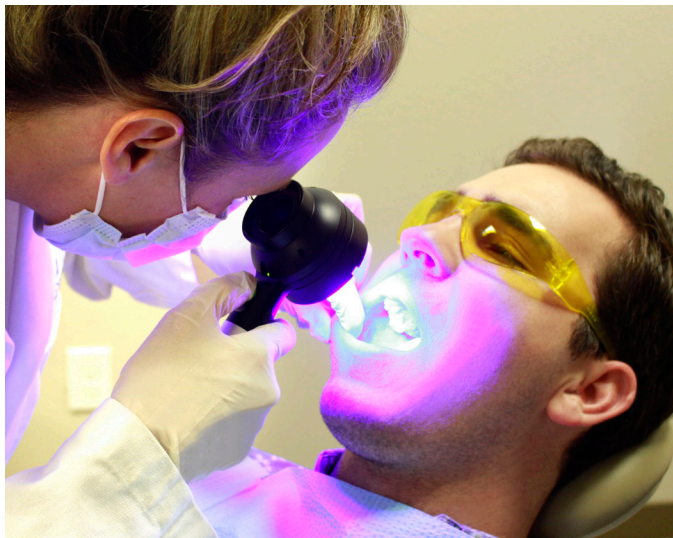
Americans Diagnosed with Oral or Oropharyngeal Cancer¹



Worldwide the problem is far greater, with new cases annually exceeding 450,000.²

Aid your vision.

The ViziLite PRO adjunctive screening device may facilitate early detection of potentially harmful abnormalities. In less than three minutes, the patient's oral cavity will be examined under normal white light, and then again, using ViziLite PRO.



Early detection is critical.

The conventional head and neck examination has not significantly reduced mortality rates or facilitated early diagnosis.

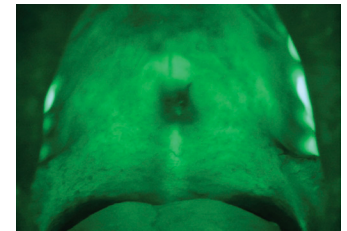
Late Diagnosis	Early Diagnosis
Poor survival rates (~57% will be alive in 5 years) ²	Increases survival rates (~83% will be alive in 5 years) ²
Requires aggressive treatments	Less invasive treatments may prove successful
Lowers patient quality of life	May extend life and improve quality of life

See the difference.

Lack of fluorescence reveals damaged or abnormal cells before they may be noticed visually using a normal clinical exam light.



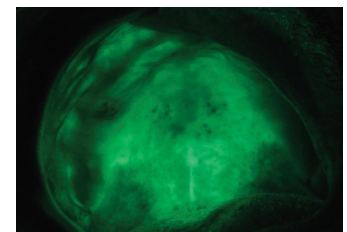
Mild dysplasia viewed under white light with the naked eye



Same patient's oral cavity; visualization enhanced by ViziLite PRO



Moderate dysplasia viewed under white light with the naked eye



Same patient's oral cavity; visualization enhanced by ViziLite PRO

Learn More!

Take advantage of FREE on-demand CE library! Enhance your clinical knowledge and earn 1 CEU as you learn the science behind autofluorescence, lasers, soft tissue management, veneers, composites, and much more!



Start changing outcomes.

Ultimately, how you present this service to your patients and how frequently you encourage them to be screened, are both up to you. Implement a structure that suits your practice, and start changing statistics for the better.

Billing and Coding*	
Fee Range	\$0 - \$35
CDT Code	D0431**

* Policy coverage may vary across insurance plans.

** Adjunctive pre-diagnostic test that aids in detection of mucosal abnormalities including pre-malignant and malignant lesions, not to include cytology or biopsy procedures.

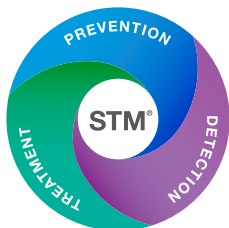
The latest innovation in light-based fluorescence technology

Optical Viewing Filter
Enhances visualization and improves contrast between healthy and abnormal tissue.

Ergonomic Design
Cordless, easy-to-hold handle enables ease of use and provides clinician comfort.

Quiet Operation
Lightweight, aluminum housing serves as a natural heat sink, which eliminates the need for an internal fan.

Long-Lasting Rechargeable Lithium-Ion Battery
Perform over 100 one-minute examinations on a single charge.



ViziLite PRO is a key pillar of the DenMat Soft Tissue Management Program.



Viewing Side



Patient Side

Work in the Light
Five (5) powerful shortwave violet output LEDs generate biofluorescence and enhance visualization in the oral cavity, without needing to dim the operatory lights.

Light Output Regulation
Output LEDs maintain full power until battery is depleted.



Patient Protective Eyewear
Polycarbonate amber lenses absorb 99.9% of harmful UV A, B and C, 180–380 nm.



Minimal Consumable Overhead
Single-use protective lens covers prevent cross contamination at a cost of less than \$1 per patient*.

*Based on U.S. retail price. Canadian pricing may vary.